

HP Docking Solutions for HP ZBook G3 Mobile Workstations

Models

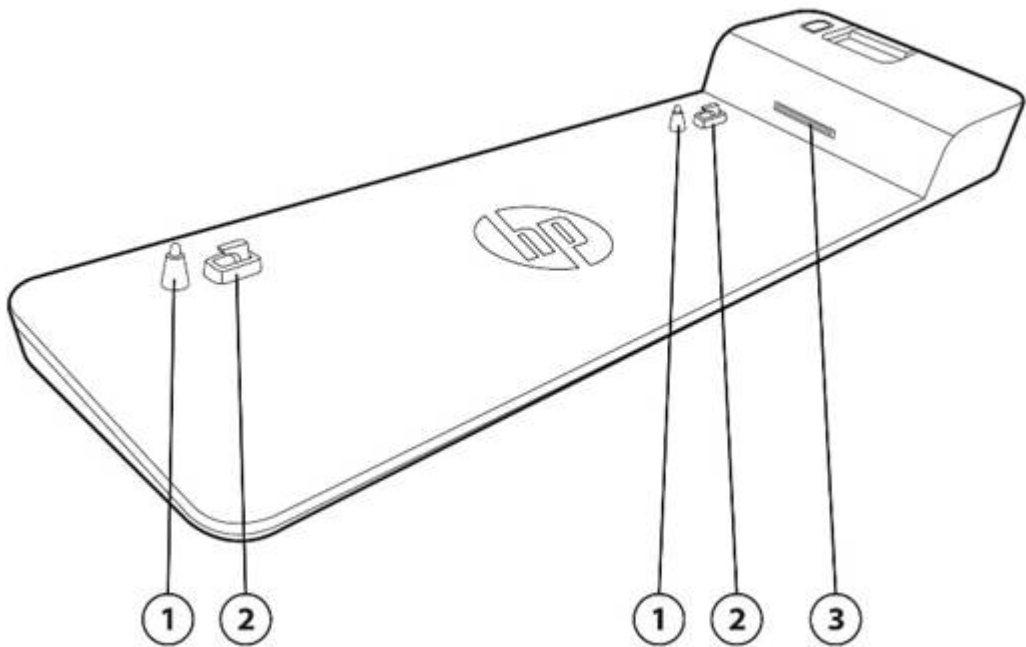
HP UltraSlim Docking Station	D9Y32AA
HP ZBook Dock with Thunderbolt 3 (150W)	P5Q58AA
HP ZBook Dock with Thunderbolt 3 (200W)	P5Q61AA

Compatibility

Docking Station	Mobile Workstation
HP UltraSlim Docking Station	HP ZBook 15u G3
HP ZBook Dock with Thunderbolt 3 (150W)	HP ZBook 15 G3, HP ZBook Studio G3
HP ZBook Dock with Thunderbolt 3 (200W)	HP ZBook 17 G3

NOTE: Your mobile workstation, docking station, and monitor must all support USB 3.0 and DisplayPort 1.2 to benefit from the advanced speeds or features that these technologies provide. If one of the devices does not support these technologies, you will still have USB 2.0 and DisplayPort 1.1 functionality.

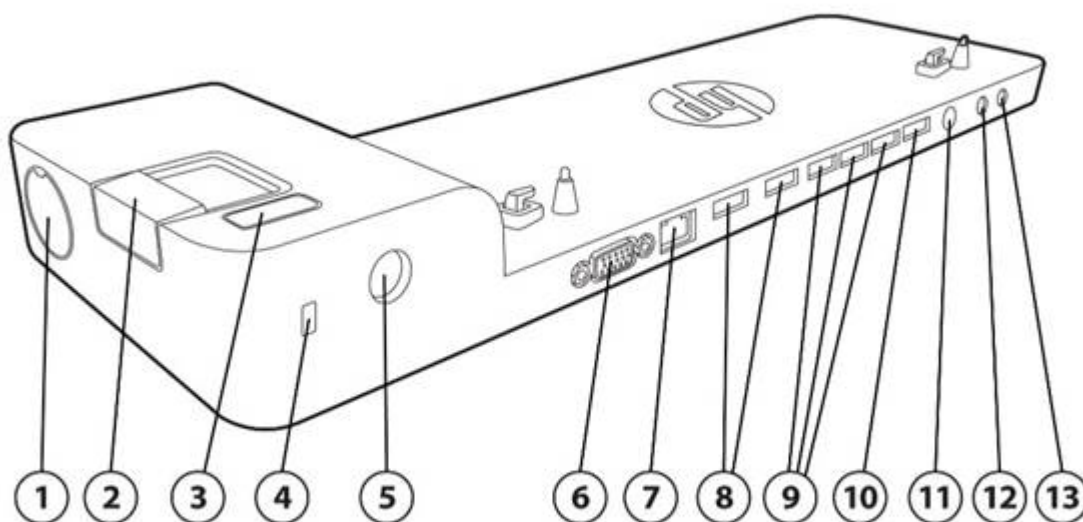
HP UltraSlim Docking Station - Front side



Overview

1. Docking posts
2. Locking mechanism
3. Side docking connector

HP UltraSlim Docking Station - Rear side



- | | |
|--|-------------------------------|
| 1. Docking station cable lock slot (lock not included) | 8. DisplayPort 1.2 (2) |
| 2. Connection button | 9. USB 3.0 ports (3) |
| 3. Power on/off | 10. USB 3.0 charging port (1) |
| 4. Lock slot (lock not included) | 11. Power connector |
| 5. Docking station cable lock slot (lock not included) | 12. Line in jack |
| 6. VGA port | 13. Line out jack |
| 7. LAN/Ethernet port | |

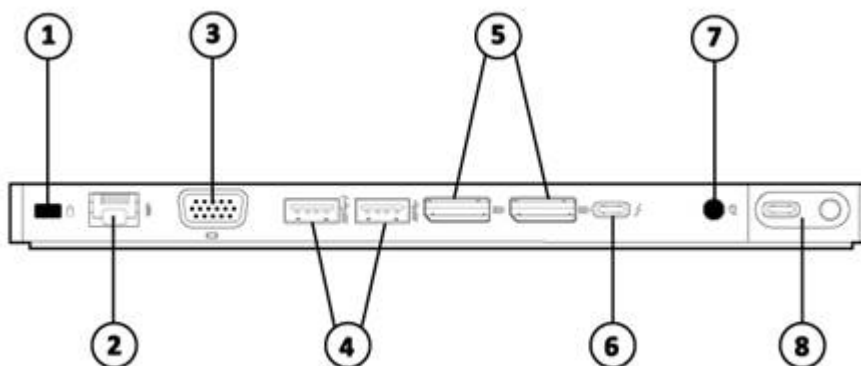
Overview

HP ZBook Thunderbolt 3 Dock - Front side



- 1. Power button
- 2. USB 3.0 ports (2)
- 3. Headphone/microphone combo jack

HP ZBook Thunderbolt 3 Dock - Back side



- 1. Security lock slot
- 2. Ethernet port
- 3. VGA port
- 4. USB 3.0 ports (2 total, 1 charging)
- 5. DisplayPort 1.2 (2)
- 6. Thunderbolt 3 port
- 7. Power connector
- 8. Thunderbolt 3 / power cable connector

Technical Specifications

HP UltraSlim Docking Station

D9Y32AA

Front Components	
Docking posts (2)	Align and secure the computer for proper connection to the docking station
Computer connect/release mechanisms (2)	Connect and release the computer when you press the connection button
Docking connector	Docking connector for mobile workstation
Connect button	Secures and releases the computer Slide in to secure the computer Slide out to release the computer
LEDs	AC present: aqua white; Dock connected: white; two RJ45 LEDs: amber/green

Rear Components	
AC power port	Energy-efficient 65W Smart AC adapter features integrated surge protection to help against power fluctuations.
Integrated cable lock slot	Supports the HP Docking Station Cable Lock with a simplified locking mechanism. Gives you two security options: lock the docking station only (which also prevents access to the Station drive bay); or lock both the docking station and your mobile workstation for additional security. Also supports an industry standard mobile workstation lock.
Network connectors	RJ-45 / Ethernet pass thru
USB ports	3 USB 3.0 ports, 1 USB 3.0 charging port
Audio connectors	Line-In; Line-Out
Other connectors	VGA, DisplayPort 1.1a (DP 1.2 capable)

NOTE: Your mobile workstation, docking station, and monitor must all support USB 3.0 and DisplayPort 1.2 to benefit from the advanced speeds or features that these technologies provide. If one of the devices does not support these technologies, you will still have USB 2.0 and DisplayPort 1.1 functionality.

HP UltraSlim Docking Station

Dimensions (H x W x D) 1.7 x 14.5 x 4.2 in (4.4 x 36.8x 10.7 cm)

Weight 1.69 lb (0.76 kg)

Stand-alone power requirements

Normal Operating Voltage	18.5 V
Average Operating Power	18.5 W
Max Operating Power	< 65 W

Temperature

Operating	32° to 95° F (0° to 35° C)
Non-operating	4° to 140° F (-20° to 60° C)

Relative humidity

Operating	10% to 90%, non-condensing
Non-operating	5% to 95%, 101.6° F (38.7° C) maximum wet bulb temperature

Altitude

Operating	-50 to 10,000 ft (-15.24 to 3,048 m)
-----------	--------------------------------------

Technical Specifications

Non-operating	-50 to 40,000 ft (-15.24 to 12,192 m)
Shock	
Operating	125 G, 2 ms, half-sine
Non-operating	200 G, 2 ms, half-sine
Random vibration	
Operating	0.75 grms
Non-operating	1.50 grms
Option Kit Contents	2013 HP UltraSlim Docking Station, AC power adapter, documentation

HP ZBook 150W Thunderbolt 3 Dock	P5Q58AA
HP ZBook 200W Thunderbolt 3 Dock	P5Q61AA

Front Components	
Power button	Turns on the power to the computer
Computer power light	Light on: docked computer is turned on Light blinking: docked computer is in standby mode
Connect light	Light on: computer is fully docked Light blinking: computer is in standby mode
Audio connector	Combo audio mic/headphones
USB 3.0 ports	(2) Two USB 3.0 ports allow you to connect to standard USB devices.
Rear/Right-Side Components	
AC power port	Energy-efficient 150W or 200W Smart AC adapter features integrated surge protection to help against power fluctuations.
Powered USB 3.0 port	(1) One powered USB 3.0 port allows you to connect to select USB devices
USB 3.0 ports	(1) One USB 3.0 port allows you to connect to standard USB devices.
Thunderbolt 3 Port	(1) One Thunderbolt 3 port provides external device charging up to 15 watts;
Video Connectors	(2) Two DisplayPort 1.2 ports, (1) one VGA port
Power Connectors	(1) One Thunderbolt /Power combination cable connector to connect to ZBook system (1) One 4.5mm power connector for 150W or 200W AC Adapter.
Integrated cable lock slot	Supports HP Cable Locks. Also supports HP Dual Head Cable Lock.
Network connectors	(1) Ethernet port; Broadcom NetXtreme Gigabit Ethernet
Docking Cable	Thunderbolt 3 power cable connects the computer to the docking station

NOTE: Your mobile workstation must support Thunderbolt 3 to enable the docking station. Docking station, and monitor must all support USB-C , USB 3.0 and DisplayPort 1.2 to benefit from the advanced speeds or features that these technologies provide. If one of the devices does not support these technologies, you will still have USB 2.0 and DisplayPort 1.1 functionality.

Technical Specifications

HP ZBook 150W Thunderbolt 3 Dock

Dimensions (H x W x D)

230 x 57 x 16mm (w/o feet), 9.05 x 2.24 x 0.63 in

230 x 57 x 17.5mm(w/ feet), 9.05 x 2.24 x 0.69 in

Weight

227g (0.5 lb)

Stand-alone power requirements

Normal Operating Voltage	19.5V
Average Operating Power	0.29W
Max Operating Power	150W

Temperature

Operating	32° to 95° F (0° to 35° C)
Non-operating	4° to 140° F (-20° to 60° C)

Relative humidity

Operating	10% to 90%, non-condensing
Non-operating	5% to 95%, 101.6° F (38.7° C) maximum wet bulb temperature

Altitude

Operating	-50 to 10,000 ft (-15.24 to 3,048 m)
Non-operating	-50 to 40,000 ft (-15.24 to 12,192 m)

Shock

Operating	125 G, 2 ms, half-sine
Non-operating	200 G, 2 ms, half-sine

Random vibration

Operating	0.75 grms
Non-operating	1.50 grms

Option Kit Contents

HP ZBook 150W Thunderbolt 3 Dock, Thunderbolt /AC power cable, 150W A/C power adapter, documentation

Technical Specifications

HP ZBook 200W Thunderbolt 3 Dock

Dimensions (H x W x D)

230 x 57 x 16mm (w/o feet), 9.05 x 2.24 x 0.63 in
230 x 57 x 17.5mm(w/ feet), 9.05 x 2.24 x 0.69 in

Weight

227g (0.5 lb)

Stand-alone power requirements

Normal Operating Voltage19.5V
Average Operating Power0.368W
Max Operating Power200W

Temperature

Operating32° to 95° F (0° to 35° C)
Non-operating4° to 140° F (-20° to 60° C)

Relative humidity

Operating10% to 90%, non-condensing
Non-operating5% to 95%, 101.6° F (38.7° C) maximum wet bulb temperature

Altitude

Operating-50 to 10,000 ft (-15.24 to 3,048 m)
Non-operating-50 to 40,000 ft (-15.24 to 12,192 m)

Shock

Operating125 G, 2 ms, half-sine
Non-operating200 G, 2 ms, half-sine

Random vibration

Operating0.75 grms
Non-operating1.50 grms

Option Kit Contents

HP ZBook 200W Thunderbolt 3 Dock, Thunderbolt/AC power cable, 200W A/C power adapter, documentation

Service and Support

HP Docking Stations for HP ZBook G3 Mobile Workstations are supported by a one-year limited warranty. Additional support is available 24 hours a day, seven days a week by phone as well as online support forums.
<http://h20565.www2.hp.com/portal/site/hpsc/public/psi/home/>

NOTE: Certain restrictions and exclusions apply. Consult the HP Customer Support Center for details.



Summary of Changes

Date of change	Version History		Description of change
	From v1 to v2		Stand-alone power requirements from 19.7V to 19.5V
July 1, 2016	From v2 to v3	Added	Link in Service and Support Section
		Changed	Network Connector type for 150/200W Dock

title

© Copyright 2016, 2016 HP Development Company, L.P.

The information contained herein is subject to change without notice. The only warranties for HP products and services are set forth in the express warranty statements accompanying such products and services. Nothing herein should be construed as constituting an additional warranty. HP shall not be liable for technical or editorial errors or omissions contained herein. Thunderbolt and the Thunderbolt logo are trademarks of Intel Corporation in the U.S. and/or other countries.